

Energy in Ireland 2015 Highlights

Based on the official national energy statistics produced annually by SEAI

Energy Use


2015

First significant growth since 2010



+4.9%

OVERALL ENERGY USE



+5.8%

CO₂ EMISSIONS



Renewables

RENEWABLES IN FINAL ENERGY USE **9.1%**

AVOIDED:


3.9m
TONNES OF CO₂ EMISSIONS

€426m
OF FOSSIL FUEL IMPORTS

16%
2020 TARGET

Electricity Consumption

27% RENEWABLE ELECTRICITY



WIND



HYDRO

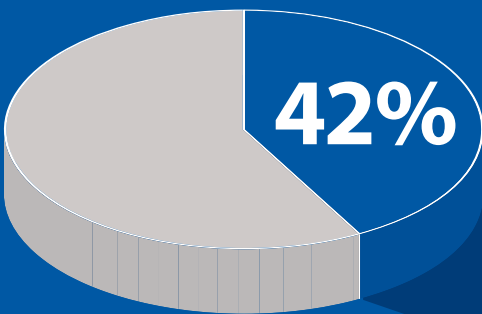


LANDFILL GAS




BIOENERGY

Transport



OVERALL FINAL ENERGY USE

78% of new cars are A label emissions band



13% increase since 2014