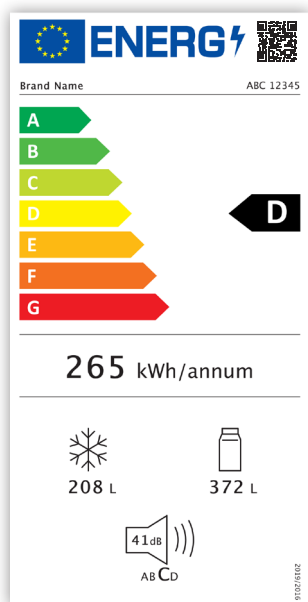


All energy labels carry the following information:

- Brand name
- Supplier's model number
- Energy efficiency class.

All labels include energy consumption information. It indicates how many kilowatt hours (units of electricity) will be used per year, per hour or per cycle under specified operating conditions. To estimate costs, simply multiply the kWh number by the cost of a unit of electricity (currently around 40c).

Brand name or trade mark



QR codes in the guides are for illustration purposes only

Supplier's model identifier

Energy efficiency class

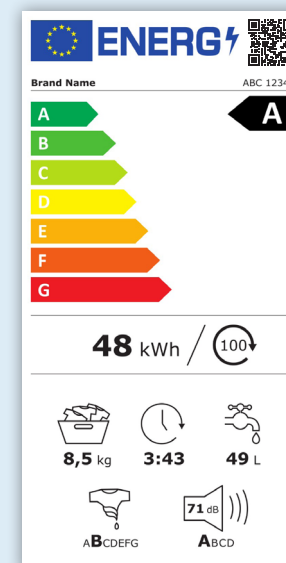
Annual energy consumption in kWh per year. To calculate the kWh running cost, take the total kWh value and multiply by the cost of a unit of electricity

Understanding the labelling on

Washing machines




The label should be displayed on the front or on top of the unit in a visible manner.



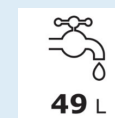
QR codes in the guides are for illustration purposes only



Rated capacity for the eco programme.



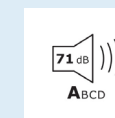
Duration of eco programme at rated capacity.



Weighted water consumption per cycle in litres.



Spin drying efficiency class.



Airborne acoustic noise emissions class spinning phase of eco programme, value in dB (A).