

# Business Energy Upgrades Scheme

## Contractor Info Form – Roof Fabric

### Introduction

This form has been compiled to assist you as the Nominated Company/Contractor to ensure you are aware, have the ability and agree to comply with the minimum requirements of the Business Energy Upgrades Scheme for the above measure.

### Minimum requirements

The minimum requirements of the scheme are also outlined. Ensure you are satisfied you and your associated installer can commit to all requirements prior to accepting your nomination. Failure to achieve any of these requirements will cause a cancellation of your clients grant offer.

### Installer requirements

#### Min. Qualifications

NSAI or equivalent registration ID

Associated current material manufacturer training

### Technical requirements

All components and works in line with current EN standards.

Agreement Certification

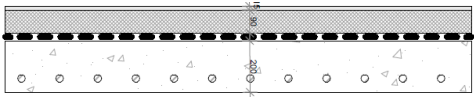
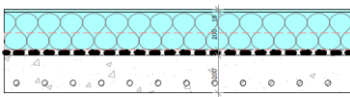
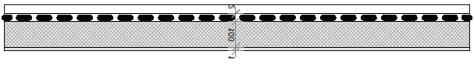
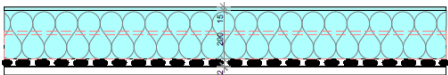
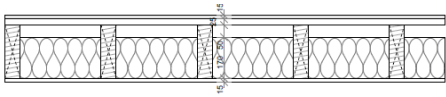
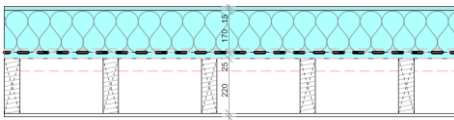
CE Certification

Minimum efficiency standards of scheme (see associated details)

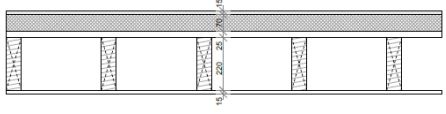
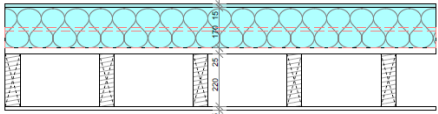
Due to complexity of fire strategies in non-residential buildings, only non-combustible solutions permitted

## Standard Details

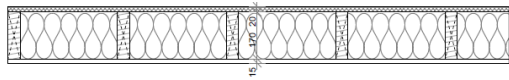
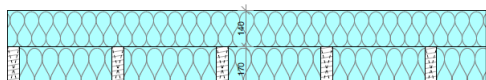
The details below outline the assumed interventions on which the grant values for each option are based. Where the level of intervention differs from that outlined the grant value will be reduced accordingly to reflect same.

| Reinforced Concrete Flat Roof Deck  |  |
|---|--|
| Existing  | New  |
|    |    |
| <p>Reinforced Concrete Warm Roof:<br/>Insulation: Generic PIR</p>                   | <p>Remove and carefully dispose of existing roof finishes and insulation. Install 3mm Bitumen VCL onto RC slab, followed by 200mm Hardrock Stonewool Insulation and finish with suitable torch on felt roof finish.</p>                          |
| Metal Deck Flat Roof  |  |
| Existing  | New  |
|   |   |
| <p>Insulation: Generic PIR</p>  | <p>Remove and carefully dispose of existing roof finishes and insulation. Install 3mm Bitumen VCL onto RC slab, followed by 200mm Hardrock Stonewool Insulation and finish with suitable torch on felt roof finish.</p>                          |
| Timber Flat Roof (Cold)   |  |
| Existing  | New  |
|  |    |
| <p>Insulation: Generic Mineral Wool</p>   | <p>Convert to warm roof approach - Remove existing roof finish, plwood desk and insulation. Install new timber deck and 3mm Bitumen VCL, followed by 170mm Hardrock Stonewool Insulation and finish with suitable torch on felt roof finish.</p> |


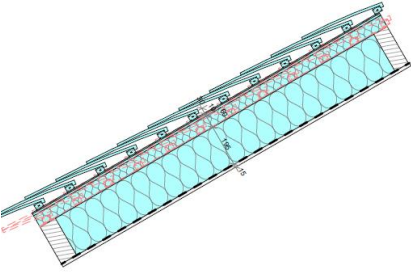
### Timber Flat Roof (Warm)

| Existing  | New  |
|---|--|
|  |    |
| <p>Insulation: Generic PIR</p>  | <p>Remove and carefully dispose of existing roof finishes and insulation. Install VCL onto existing ply, followed by 170mm Hardrock Stonewool Insulation and finish with suitable torch on felt roof finish.</p> |

### Timber Pitched Roof (Ceiling Level)

| Existing  | New   |
|---|---|
|  |   |
| <p>Insulation: Generic Stonewool</p>  | <p>If existing insulation is degraded, compacted or damaged, replace with new Twinroll/Rollbatt insulation between (170mm) and over (140mm) ceiling joists.</p> |

### Timber Pitched Roof (Ceiling Level)

| Existing  | New  |
|---|--|
|  |    |
| <p>Insulation: Generic Stonewool</p>  | <p>External roof tiles to be carefully removed and stored ready to be re-used, Existing insulation to be removed and existing VCL inspected. Rockwool flexi to be full filled between rafters, and Rockwool Rockfall to be installed over rafters as per manufacturers requirements. Counter battens to be installed, suitable breathable felt to be installed, tiling battens to be installed at required centers, and retained/new tiles to be fitted.</p> |

## Payment documentation

**All completion documentation must be uploaded by your client for review and sign off prior to release of grant payment.**

**Failure by you to provide a full and compliant set of all documentation to them in a timely could cause a cancellation of their grant offer.**

### Documentation

---

Dimensioned Drawing of installation area and section of build up

---

Equipment Data Sheets Incl. Certification (Agreement Cert as appropriate)

---

Declaration of Works

---

Invoice of Works (including thickness and square meter coverage of material)

---

Photographs of the Installation

---

De-Minimus Declaration (where applicable)

---

GBER requirements verification (where applicable)

---

### Photographs

---

Installation Location (Before) - All Spaces/Facades

---

Installation Location (After) - All Spaces/Facades

---

New Equipment - Labelling

---

Staged sections to indicate compliances with standard details

---

## Company & installer registration

**We do not require an applicant to select a company from a register. This allows applicants to use their preferred company to complete the works and allows more of the supply chain to participate in the scheme.**

**However, in order to monitor quality within the supply chain for the scheme we do require that all companies and their associated installers carry out a registration process the first time they are nominated under the scheme. This is a simple process and you do not have to be registered to commence the works but rather before your client makes an application for payment.**

**Please note as part of the registration you can decide whether you wish to be on the published register of companies and installers or not. If you opt out of this list, you will remain in the application portal in case you want certain clients to select you on future applications. If you decide to remain visible on the register you will be exposed to a strong line of prospects through the scheme.**

It is important that prior to commencing the works you and your associated installer download the registration forms for your respective roles and satisfy yourselves you can comply with all Terms and Conditions outlined therein.

Please follow the link below to complete the simple Business Energy Upgrades registration process, if this is your first involvement with the scheme. You can register for a number of measures through in a single application once you possess all the relevant requirements:

<https://www.seai.ie/register-with-seai/>